


tBOX300-510-FL

Fanless Embedded System with 7th Gen Intel® Core™ i7/i5/i3 or Celeron® Processor for Railway and Marine PC

Features

- CE, LVD, FCC, and EN 50155 certified; EN 45545-2 and IEC 60945 compliant
- 7th gen Intel® Core™ i7/i5/i3 or Celeron® processors (Kaby Lake)
- Fanless and wide operating temperatures from -25°C to +70°C
- Power Input:
 - 24 to 110 VDC for railway version
 - 24 VDC for marine version
- External PoE PSU (optional), up to 60W power supply
- Value-added modules available for various I/O requirements (COM/LAN/DIO/PoE/CAN/BNC)
- 4 swappable 2.5" SATA drives in support of Marvell Hardware RAID 0/1/10





Specifications

Standard Color	Silver												
Construction	Aluminum extrusion and heavy-duty steel, IP30												
CPU	Intel® Core™ i7-7600U 2C @2.8 GHz TDP: 15W Intel® Core™ i5-7300U 2C @2.6 GHz TDP: 15W Intel® Core™ i3-7100U 2C @2.4 GHz TDP: 15W Intel® Celeron® 3965U 2C @2.2 GHz TDP: 15W												
Chipset	SoC integrated												
System Memory	2 x DDR4-1866/2133 SO-DIMM, up to 32GB												
BIOS	AMI												
TPM	TPM 2.0												
System I/O Outlet	<table border="1"> <tr> <td>Serial</td> <td>1 x DB9 serial console or RS-232/422/485</td> </tr> <tr> <td>Display</td> <td>1 x DVI-I (up to 1920 x1200 @60Hz, 1 x VGA and 1 x DVI included)</td> </tr> <tr> <td>Audio</td> <td>1 x Mic-in, 1 x Line-out</td> </tr> <tr> <td>Ethernet</td> <td>1 x RJ-45 10/100/1000 Mbps Ethernet (Intel® i210-IT)</td> </tr> <tr> <td>USB</td> <td>4 x USB 3.0</td> </tr> <tr> <td>Others</td> <td>1 x Reset button 1 x Remote switch 4 x Antenna opening</td> </tr> </table>	Serial	1 x DB9 serial console or RS-232/422/485	Display	1 x DVI-I (up to 1920 x1200 @60Hz, 1 x VGA and 1 x DVI included)	Audio	1 x Mic-in, 1 x Line-out	Ethernet	1 x RJ-45 10/100/1000 Mbps Ethernet (Intel® i210-IT)	USB	4 x USB 3.0	Others	1 x Reset button 1 x Remote switch 4 x Antenna opening
Serial	1 x DB9 serial console or RS-232/422/485												
Display	1 x DVI-I (up to 1920 x1200 @60Hz, 1 x VGA and 1 x DVI included)												
Audio	1 x Mic-in, 1 x Line-out												
Ethernet	1 x RJ-45 10/100/1000 Mbps Ethernet (Intel® i210-IT)												
USB	4 x USB 3.0												
Others	1 x Reset button 1 x Remote switch 4 x Antenna opening												
Expansion Interface	3 x Full-size Rev.1.2 PCI Express Mini Card slot: <ul style="list-style-type: none"> • 1 x mSATA/PCIe • 2 x USB/PCIe with SIM socket 1 x Value-added module slot 												
Storage	<table border="1"> <tr> <td>SATA Drive</td> <td>4 x Swappable 2.5" SATA drive (9.5 mm height), Marvell HW RAID 0/1/10 supported</td> </tr> <tr> <td>mSATA</td> <td>1 x mSATA (occupied 1 x PCI Express Mini Card slot)</td> </tr> </table>	SATA Drive	4 x Swappable 2.5" SATA drive (9.5 mm height), Marvell HW RAID 0/1/10 supported	mSATA	1 x mSATA (occupied 1 x PCI Express Mini Card slot)								
SATA Drive	4 x Swappable 2.5" SATA drive (9.5 mm height), Marvell HW RAID 0/1/10 supported												
mSATA	1 x mSATA (occupied 1 x PCI Express Mini Card slot)												
Watchdog Timer	255 levels, 1 to 255 sec.												
Power	<table border="1"> <tr> <td>Power Supply</td> <td>Railway: 1 x M12, 24 to 110 VDC Marine: 1 x terminal block, 24 VDC</td> </tr> <tr> <td>Power Consumption</td> <td>24V - 110V, 3.5A - 0.7A</td> </tr> </table>	Power Supply	Railway: 1 x M12, 24 to 110 VDC Marine: 1 x terminal block, 24 VDC	Power Consumption	24V - 110V, 3.5A - 0.7A								
Power Supply	Railway: 1 x M12, 24 to 110 VDC Marine: 1 x terminal block, 24 VDC												
Power Consumption	24V - 110V, 3.5A - 0.7A												
PoE (PSE, Power Sourcing Equipment)	<table border="1"> <tr> <td>PoE Power Source</td> <td>1 x Terminal block PoE power-in with PSU120-259 (optional, see Ordering info)</td> </tr> <tr> <td>PoE Performance</td> <td>Up to 4 x configurable M12/RJ-45 PoE output max. 60W supports PoE & PoE+ <ul style="list-style-type: none"> • PoE (802.3af 15.4W/port) • PoE+ (802.3at 30W/port) To be used with VAM PoE series and PSU120-259 series (optional, see Ordering info) </td> </tr> </table>	PoE Power Source	1 x Terminal block PoE power-in with PSU120-259 (optional, see Ordering info)	PoE Performance	Up to 4 x configurable M12/RJ-45 PoE output max. 60W supports PoE & PoE+ <ul style="list-style-type: none"> • PoE (802.3af 15.4W/port) • PoE+ (802.3at 30W/port) To be used with VAM PoE series and PSU120-259 series (optional, see Ordering info)								
PoE Power Source	1 x Terminal block PoE power-in with PSU120-259 (optional, see Ordering info)												
PoE Performance	Up to 4 x configurable M12/RJ-45 PoE output max. 60W supports PoE & PoE+ <ul style="list-style-type: none"> • PoE (802.3af 15.4W/port) • PoE+ (802.3at 30W/port) To be used with VAM PoE series and PSU120-259 series (optional, see Ordering info)												

System Indicator	1 x LED indicator for mSATA activity 1 x LED indicator for power 4 x LED indicator for SATA drive activity 2 x programmable						
Operating Temperature	-25°C to +70°C (-13°F to +158°F) with W.T. peripheral* -25°C to +60°C (-13°F to +140°F) with external PoE PSU & W.T. peripheral						
Humidity	0% to 95%, non-condensing						
Dimensions	321 mm (12.64") (W) x 210.2 mm (8.28") (D) x 105.33 mm (4.15") (H) (without wall mount)						
Mounting	Wall mount						
Weight (net/gross)	5.5 kg (12.13 lb)/6.7 kg (14.77 lb)						
Certifications	CE (Class A), LVD, FCC (Class A) and EN 50155 certified; EN 45545-2 and IEC 60945 compliant						
EMC	<table border="1"> <tr> <td>CE/FCC</td> <td>EN 61000-6-4 (Class A), EN 61000-6-2, FCC Part 15 B (Class A)</td> </tr> <tr> <td>EN 50155</td> <td>EN 50121-3-2, IEC 62236-3-2</td> </tr> <tr> <td>IEC 60945</td> <td>IEC 61000-4-2, IEC 61000-4-3, IEC 61000-4-4, IEC 61000-4-5, IEC 61000-4-6, CISPR 16-1-1, CISPR 16-1-2, CISPR 16-1-4</td> </tr> </table>	CE/FCC	EN 61000-6-4 (Class A), EN 61000-6-2, FCC Part 15 B (Class A)	EN 50155	EN 50121-3-2, IEC 62236-3-2	IEC 60945	IEC 61000-4-2, IEC 61000-4-3, IEC 61000-4-4, IEC 61000-4-5, IEC 61000-4-6, CISPR 16-1-1, CISPR 16-1-2, CISPR 16-1-4
CE/FCC	EN 61000-6-4 (Class A), EN 61000-6-2, FCC Part 15 B (Class A)						
EN 50155	EN 50121-3-2, IEC 62236-3-2						
IEC 60945	IEC 61000-4-2, IEC 61000-4-3, IEC 61000-4-4, IEC 61000-4-5, IEC 61000-4-6, CISPR 16-1-1, CISPR 16-1-2, CISPR 16-1-4						
LVD	EN 60950-1						
Vibration Endurance	3 Grms w/ SSD (5 to 500Hz, X/Y/Z direction; random, operating) 1 Grms w/ HDD (5 to 500Hz, X/Y/Z direction; random, operating) 2 Grms w/ HDD & Anti-Vibration Kit (5 to 500Hz, X/Y/Z direction; random, operating) MIL-STD-810G, Method 514.6C-VI Category 4 compliant EN 50155 EN (IEC) 61373 category 1 class B IEC 60945 IEC 60068-2-6						
Shock	EN 50155 EN (IEC) 61373 category 1 class B, half-sine pulse, 5g, 30ms (longitudinal direction), 3g, 30ms (vertical/transverse direction)						
EOS Support	Windows® 10 64-bit, Ubuntu 18.04						
Software Support	AMS.AXView						

*Wide Temperature. All W.T. supported products have to be sorted by Axiomtek.











Ordering Information


System	
tBOX300-510-FL-Celeron®/i3/i5/i7-24-110MRDC (P/N: E26N300100) for i7-7600U (P/N: E26N300101) for i5-7300U (P/N: E26N300102) for i3-7100U (P/N: E26N300103) for 3965U	Fanless railway embedded system, Intel® Celeron® 3965U/Core™ i3-7100U/i5-7300U/ i7-7600U processor, 4 USB 3.0, DVI-I, LAN, serial console or RS-232/422/485, Mic-in & Line-out, four 2.5" SATA trays, M12 A-code DC-in, and 24 to 110 VDC 
tBOX300-510-FL-Celeron®/i3/i5/i7-TMDC (By request)	Fanless marine embedded system, Intel® Celeron® 3965U/Core™ i3-7100U/i5-7300U/ i7-7600U processor, 4 USB 3.0, DVI-I, LAN, serial console or RS-232/422/485, Mic-in & Line-out, four 2.5" SATA trays, terminal block DC-in, and 14 to 32 VDC 

*MRDC: M12 DC-in connector, railway SKU, DC voltage input

*TMDC: Terminal block DC-in connector, marine SKU, DC voltage input

Value-Added Modules (VAMs) & PSU120-259

VAM100 (P/N: E277100100)	4 x Terminal block 4-wire isolated RS-232/422/485 COM Isolation voltage: 2 kV 
VAM101 (P/N: E277101100)	4 x Terminal block isolated CANBus 2.0A/B Isolation voltage: 2 kV 
VAM200 (P/N: E277200100)	1 x Terminal block isolated DIO 8-in/8-out Isolation voltage: 2 kV 
VAM400 (P/N: E277400100)	4 x BNC video-in & 1 x BNC audio-in • Supports FPS: NTSC/PAL (up to 120fps @960/720 x 480/100fps @960/720 x 576), H.264 video recording 2 x Full size Rev. 1.2 PCI Express Mini Card slot • 1 x USB with SIM socket • 1 x USB/PCIe with SIM socket (occupied by 1 x Capture Card) 
VAM600 (P/N: E277600100)	2 x Full size Rev. 1.2 PCI Express Mini card slot • 1 x USB/PCIe with SIM socket • 1 x USB with SIM socket 4 x Antenna opening 
VAM700/VAM701 (P/N: E277700100/E277701100)	VAM700/701 (PoE): 4 x M12 A-code GbE (PoE optional*) 
VAM702/VAM703 (P/N: E277702100/E277703100)	VAM702/703 (PoE): 4 x RJ45 GbE (PoE optional*) 
VAM704/VAM705 (P/N: E277704100/E277705100)	VAM704/705 (PoE): 4 x M12 D-code 10/100 Mbps Ethernet (PoE optional*) 
VAM706/VAM707 (P/N: E277706100/E277707100)	VAM706/707 (PoE): 4 x M12 X-code GbE (PoE optional*) *PSU120-259 is required if select VAM701/703/705/707
VAM900 (P/N: E277900100)	2 x Full-size Rev.1.2 PCI Express Mini Card slot • 2 x USB with SIM socket 1 x Half-size Rev.1.2 PCI Express Mini Card slot • 1 x PCIe 1 x Terminal block 4-wire isolated RS-232/422/485 COM (isolation Voltage: 2 kV) 1 x Terminal block isolated CANBus 2.0A/B (isolation Voltage: 2 kV) 1 x Terminal block isolated DIO 8-in/8-out (isolation Voltage: 2 kV) 
PSU120-259 series Railway-24VDC (P/N: E276120101) Railway-48VDC (P/N: E276120102) Railway-96/110VDC (P/N: E276120103)	Fanless IEC 60945 certified/EN 50155 compliant DC-DC adapter • Support 24/48/96/110V-in • Power output max. 120W • 40°C to +60°C (-40°F to +140°F) 

Optional	
Anti-vibration Kit (P/N: 8816N5008A0E)	For in-vehicle/rolling stock which improves HDD stability in NVR applications 
Communication Modules	8816N3239A0E 3G UC20GKit for tBOX/UST (3G ANT) (E) 8816N3235A0E 3G/GPS UC20GKit tBOX/UST (3G/GPS ANT) (E) 8816N5003A0E AP12356 WT Wi-Fi kit for tBOX/UST SFP (E) 8816N5000A0E LTE SIM7100JC kit for tBOX, JPN SFP (E) 88160620BA0E LTE SIMCOM SIM7100 (EU) for tBOX/UST SFP (E)
AC to DC Adapter	50966224010E Aadapter 24V 90W, M12 A-code 5P FSP090AAAN3

*Specifications and certifications may vary based on different requirements.

Power Protection

OCP (over current protection)
OVP (over voltage protection)
UVP (under voltage protection)
RPP (reverse polarity protection)

Dimensions

